



St. Leonard's CE (A) First School Newsletter

Friday 25th March 2022

'From a tiny spark to a bright flame'




'In him was life; and life was the light of men. And the light shineth in darkness'. (John 1:4-5)

Headteacher: Mrs Kelly Stanesby Chair of governors: Mr Matthew Welton

Designated safeguarding lead: Mrs Kelly Stanesby, Deputy safeguarding leads: Mrs Julie Amos and Miss Torr

Weekly Diary

NO AFTER SCHOOL CLUBS UNTIL FURTHER NOTICE

Monday 28 th March 2022	Full uniform
Tuesday 29 th March 2022	Full uniform PM - Mrs Hey Governor visit to look at foundation subject teaching and learning.
Wednesday 30 th March 2022 Welly Wednesday 	Welly Wednesday, all pupils -PE kit all day
Thursday 31 st March 2022	Full uniform AM - Miss Torr training 9.00am - 10.00am - Reception stay and play
Friday 1 st April 2022	PE kit

Your lunch menu for the 28th March 2022 - 1st April 2022

Monday	Tuesday	Wednesday	Thursday	Friday
Pizza, dough balls, peas and carrots	Chicken pie, mashed potatoes, peas and broccoli	Roast gammon, mashed and roasted potatoes, carrots and cabbage	All day breakfast	Fish fingers, chip and peas or beans
Ice cream	Secret brownie	Shortbread	Oatie biscuit	Crispy snow bar

Star Awards



Congratulations are sent out to the following children who won Star Award's this week:

Headteacher award	Ursula
Star of the Week Sparks	Olivia
Star of the Week Flickers	Jack C
Star of the week Flames	Oscar
Spark to a flame Sparks Class	Charlie
Spark to a flame Flickers Class	Annie
Spark to a flame Flames Class	Hollie
Writing award Flames	Polly
Maths Award Flames	Brea
Cooks award	Rosa Bella
Mrs Amos award	Joseph
PE Award	Charlie, Olivia, Taya, Kallum, Alfie and Molly

Happy Birthday

Happy Birthday to Melissa, our lovely caretaker and cleaner.

We hope you have a lovely day Melissa and get spoiled.

You deserve it.



Well Done

Well done to Corah - Rae who has passed her dance exams in ballet and tap with merits in both.

Fantastic achievement Corah-Rae.



Mother's Day song

We hope you enjoy the children singing the "My Mum" song for you. They all practised very hard to learn it!

If anyone can't make it we will film it and put it on the school website and on Facebook.



**Services in Butterton, Ipstones
and Onecote**

Sunday

27th March 2022

MOTHERING SUNDAY

**9.30am - Mothering Sunday with
Holy Communion Onecote**

**11.00am— Mothering Sunday
Service Ipstones**

**3.00pm— Mothering Sunday
Service Butterton**

Support for the Ukraine

Thank you to everyone who supported this cause on Friday by dressing up in blue and yellow and donating £1. We made a fab £19.

A very special thank you to the very talented Mrs Goldstraw who has been crocheting away to make headbands and brooches. So far she has made an absolutely amazing amount of almost £100!

Word has travelled and she's even getting orders from other schools so if you do know of anyone who would still like a headband or brooch let us know!



Gardening club

This week the St John house team have been helping Mr Brightman to plant broad beans.

They used recycled toilet roll holders which make the perfect seedling pots, as once the plant starts to become established it can be transplanted to the soil without upsetting the roots.

Nina was keen to try them once they had grown so we will be keeping a watchful eye on them.

Mr Brightman is on holiday next week so gardening club will resume the week after.



Easter Crosses

This year the children are invited to make their own Easter crosses.

We have been learning about different styles of crosses around the world in worship time.

Their creations will be displayed and Mrs Stanesby will judge them and choose a winner from each year group. The winners will receive a prize!

Please could all crosses be brought in to school by Monday 4th April.



Spring Forward!

Don't forget to turn your clocks forward an hour this weekend.

Lighter nights are on the way.

Hooray!



Middle School offers

On Monday 18th April Staffordshire County Council will issue their middle school offers for our year 4's.

You should receive an email then a letter through the post.

We are hoping that transition events for our Year 4's will take place this year but we will keep you posted.

If you have any questions please do not hesitate to contact the office.



Lost jumper

Has anyone lost a jumper?

It is a small one, 28 inch, so possibly Sparks or Flickers?

Unfortunately there is no name in it.

It is waiting in the office to be reunited with its rightful owner so just give a shout if you think it may belong to your child.

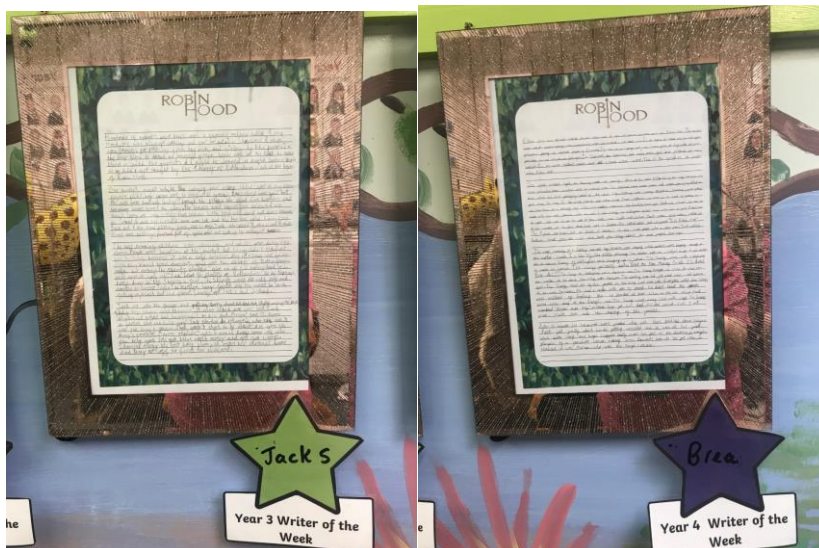
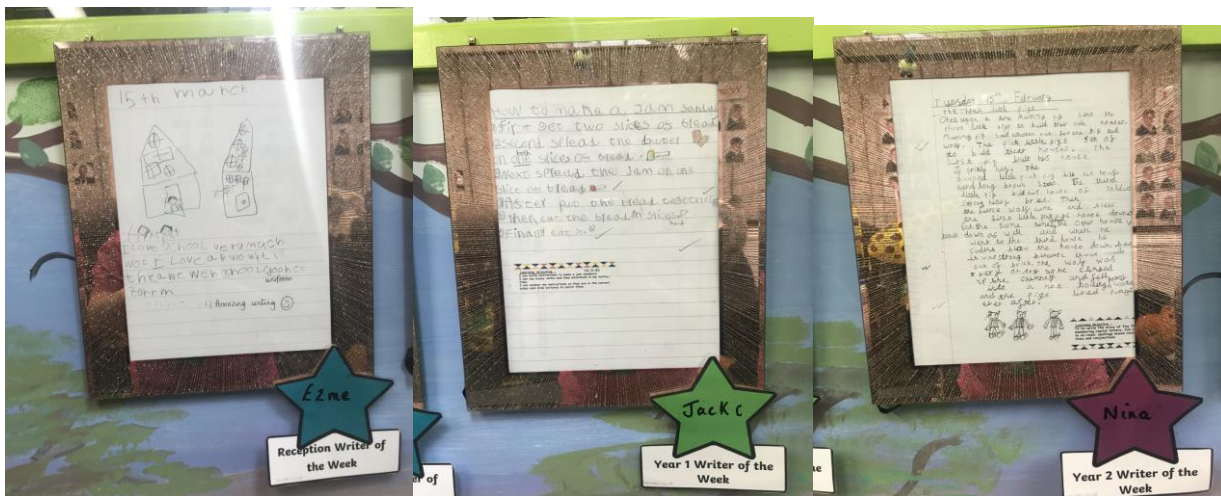

PS. It smells lovely too!



Writers "Hall of fame!"

A very well done to Ezme, reception writer of the week, Jack C, year 1 writer of the week, Nina, year 2 writer of the week, Jack S, year 3 writer of the week and Brea, year 4 writer of the week.

They have done some amazing work which has made its way to St Leonard's writers "Hall of fame" for everyone to read and admire.



According to recent Ofcom research, 7 out of 10 people in the UK received a suspicious text to their mobile phone last year. Almost half (44%) of those say they get a such a message every week. Banks and consumer watchdogs alike are warning of an increase in attempted phone scams, which frequently target more vulnerable groups: the elderly and, of course, young people.

Scammers' tricks have become more sophisticated in the digital age: now they can convincingly pretend to represent our bank, our health services or even our loved ones. Stay wise to their rapidly evolving schemes and protect yourself - and your family - with this guide to phone scams.

At National Online Safety, we believe in empowering parents, carers and trusted adults with the information to hold an informed conversation about online safety with their children, should they feel it is needed. This guide focuses on one of many issues which we believe trusted adults should be aware of. Please visit www.nationalonlinesafety.com for further guides, hints and tips for adults.

What Parents & Carers Need to Know about PHONE SCAMS

In a three-month period during 2021, no fewer than 45 million people in the UK experienced a suspicious attempt at being contacted via their mobile. Phone scams are a common form of cyber-attack where fraudsters engage directly with their intended victim through their smartphone. As our phones carry so many sensitive (and therefore potentially valuable) details about us, it's vital that trusted adults are alert to the tactics that scammers use to get access to user accounts, personal data and private information for financial gain.

WHAT ARE THE RISKS?

SMISHING

SMS phishing, or 'smishing' is one of the most common forms of mobile-based cyber-attack. Smishing is when a scammer texts their target, pretending to be a reputable person or organisation. They aim to trick the victim into supplying sensitive data such as bank details and personal information, so that they can then access the target's bank accounts and remove money.

IMPERSONATION

Fraudsters often impersonate someone else to trick the victim into actually transferring money directly. They might claim, for example, to be a friend or relative using a different number who urgently needs funds. Other common cons include sending fake texts informing the target that they have a package which requires a fee to be delivered, or that they have an unpaid bill to settle.

NUMBER SPOOFING

Here, the scammer takes impersonation cons a step further by cloning the phone number of a genuine company. So when the target receives a call or text, their phone recognises the sender's number as legitimately belonging to Amazon, HMRC, the NHS or the DVLA (who have all been impersonated in these cons). This makes the scam far harder to spot and the victim much more inclined to comply.

FAKE TECH SUPPORT

Attackers contact a target, pretending to work for their employer's IT support team. They then advise them to download some software to fix 'a technical issue' with their device. In reality, however, the software grants the scammers access to the victim's private data and sensitive information. This con is more common on desktop and laptop devices, but is still possible to accomplish on mobiles.

SIM HIJACKING

SIM hijacking switches control of a phone account from the victim's SIM card to one in the scammers' possession. Criminals use personal details pieced together from social media (birthday, address, pet's name and so on) to pose as you, then instruct your phone network to transfer your number to their SIM - giving them access to all calls and texts meant for you, including one-time login passcodes.

Advice for Parents & Carers

DO SOME DIGGING

If you've received a call or text asking for specific information, research the caller's number. There are several websites that allow you to enter a phone number and will then display any relevant information about it - this usually includes feedback and comments from other people, so you can easily see if that particular number has been implicated in potential scams.

TRY A CALL BLOCKER

If a suspicious call comes through on your mobile, you can manually block the number if you believe it to be dubious or a nuisance caller. Alternatively, you could consider installing a call blocker service on your phone. They automatically stop calls getting through from numbers which have been reported as suspicious, halting potential scammers in their tracks before they can reach you.

VERIFY THE SOURCE

Never disclose confidential details to an individual or organisation you're unfamiliar with. If the caller claims to represent a company you trust but is still asking for personal information or payment on an outstanding charge, end the conversation. Then find the company's genuine number on a bill or on their website and call them directly to confirm if there really is an issue you need to address.

BREAK OUT THE TECH

Lots of anti-virus software now also protects mobiles. Some anti-virus apps can detect phishing links in text messages and alert you to the risk. When you're out and about, try not to use public WiFi for sensitive transactions: it's far less secure than your home WiFi network. Instead, you could consider installing a VPN (virtual private network), which encrypts all data travelling to and from your phone.

REPORT INCIDENTS

If you or a family member does give out confidential information to a caller you aren't sure about, contact the actual company mentioned to check if the call was genuine. If they confirm that the call was not made by their organisation, you should report it as a potential scam via the Action Fraud Website and (depending on exactly what information was divulged) consider involving the police.

BE WARY OF LINKS

If you get a message from an unknown number asking you to click on a link, report it as spam and do not open the link. One recent example 'warned' victims they'd been exposed to the Omnicron variant and needed to click a link to buy a special test - only to find they had paid their money to scammers. Links can also install malware onto your device, so always treat them with extreme caution.

Meet Our Expert

Formed in 2016, KryptoKloud provides cyber security and resilience solutions to its customers. With offices in the UK, the company offers managed service operational packages including cyber security monitoring and testing, risk audit, threat intelligence and incident response.



National Online Safety®

#WakeUpWednesday

Source: <https://www.ofcom.gov.uk/news/oct2021/45-million-people-targeted-by-scams>; <https://www.actionfraud.com/blog/news/first-great-new-uk-fraud-statistics-figures-revealed-over-500000-https://www.ft.com/news/2021/the-five-biggest-scams-of-2021>



www.nationalonlinesafety.com



@natonlinesafety



/NationalOnlineSafety



@nationalonlinesafety

Users of this guide do so at their own discretion. No liability is entered into. Current as of the date of release: 23.03.2022

Sparks

This week Sparks class have been reading the story of "The very Hungry caterpillar".

This is a short story filled with moral questions on the topics of **self-control, well-being and happiness, and growth and change**. The caterpillar eats more and more with each passing day, until it does not feel good. It takes eating a "nice leaf" to make him feel better.

The children made their own caterpillars out of beads, cardboard and fabric.

They learnt how to make complex repeating patterns.

They even enjoyed a read in the bath!




Flickers

This week Flickers have been writing poetry!

They also recorded themselves reading out their poetry and posted it on Seesaw.

They created their poems about food using alliteration.



They have also been making colour wheels in Art. They used just three primary colours, red, blue and yellow to create all the colours on the colour wheel.



In History they have been learning about Florence Nightingale. They learned that she was known as "The lady with the lamp" and about her efforts to reform healthcare which influenced quality of care in the 19 and 20 centuries.



On Welly Wednesday the children enjoyed the sunshine and were looking out for signs of spring on the school field. They saw new plant shoots, buds on the trees and butterflies.




Flames

This week Flames have been sketching portraits of their peers.


They watched a you tube tutorial about how to draw a face which taught them;

Step 1: Start with a circle. Draw a large circle and make a horizontal line below it for the chin. ...

1. Step 2: Draw guidelines on the face. ...
2. Step 3: Draw eyes in the right spot. ...
3. Step 4: Draw a proportionate nose. ...
4. Step 5: Add the eyebrows. ...
5. Step 6: Use a triangle shape to draw lips. ...
6. Step 7: Add the ears. ...
7. Step 8: Draw the hair.



Here are some of their portraits:



Flames continued:

They have also been learning about the Ancient Egyptians and the art of mummification.

They learned that the brain is removed via the nose with a hook (their favourite fact!), then a piece of volcanic rock called an "obsidian" is used to cut in to the body and remove the internal organs leaving the heart.

The organs are then placed in canopic jars. The body is washed and covered in salt called natron.

It is left to dry out for forty days.

Make up is then applied to the face, in case their soul comes back to their body, and they are wrapped in linen. Amulets (charms) and jewellery also placed on the mummy ready for their journey to the afterlife.

The children have loved learning all about this so much so that they decided to do their own mummification of tomatoes.

They cut a small hole in a tomato and carefully spooned out all the pulp and seeds

Then they rubbed the tomato with anti-bacterial gel to kill any bacteria on the tomato that may cause mould.

Next, they made a mixture of salts to mirror the Natron salts the Egyptians would have used to dry out the bodies. They made this with 4 teaspoons of bicarbonate of soda and 1 teaspoon of table salt.

They rubbed this mixture inside and outside of the tomato.

Finally they left the mummified tomatoes and a un-mummified tomato in a dry and airy place.

They will see what happens when left to dry out. Maybe some of the tomatoes would make it to the Afterlife!



Happy Mother's Day

We wish all our lovely mums a wonderful mothering Sunday.

Relax and enjoy yourselves!

We hope you like your little surprise!

